

Line Scan Camera SK1024VJR-4

CCD

monochrome

GigE
VISION
GEN i CAM

Line scan camera with high sensitivity, spectral range 400 to 900 nm, and 4.73 kHz maximum line rate.



■ Sensor Characteristics

| | |
|------------------------|-------------------------|
| Sensor type: | CCD, Monochrome |
| Pixel number: | 1024 |
| Pixel size: | 14 x 14 μm^2 |
| Active sensor length: | 14.3 mm |
| Pixel frequency: | 10 MHz |
| Max. line frequency: | 4.73 kHz |
| Min. integration time: | 0.01 ms |
| Max. integration time: | 20 ms |
| Spectral range: | 400 - 900 nm |
| Dynamic range: | 1:625 (rms) |

■ Mechanical data

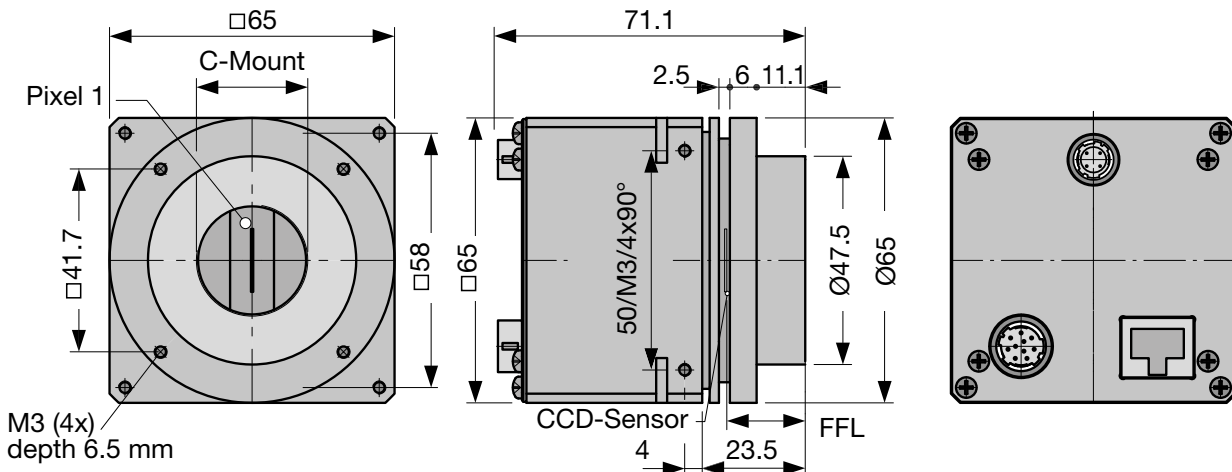
| | |
|----------------------------|-------------------------|
| Case type: | BG1 |
| Size: | 65 mm x 65 mm x 71.1 mm |
| Mass: | 0.3 kg |
| Lens mount: | C-Mount |
| Flange focal length (FFL): | 17.53 mm |
| Seat for bracket: | $\text{Ø}47.5$ mm |

■ Functioning Features

| | |
|---------------------------|--------------|
| Anti blooming: | - |
| Integration control: | x |
| Shading correction: | x |
| Look-up table: | x |
| Region of interest (ROI): | x |
| Thresholding: | - |
| Temperature sensor: | x |
| External synchronization: | x |
| Operating Temperature: | +5 ... +45°C |

■ Connections

| | |
|---------------------------|--|
| Interface: | GigE Vision RJ-45 (8P8C) |
| Video signals: | monochrome 8/12 Bit digital |
| Power supply: | 24V DC, 3.0 W Hirose 10A, 4-pin, male |
| External synchronization: | TTL Hirose 10A, 12-pin, male |




Software



The Schäfter + Kirchhoff GigE Vision™ line scan cameras use the Gigabit Ethernet communication protocol and are 100% compliant with the GigE Vision™ specifications and the Gen<i>CAM™ standard. They implement a superset of the Gen<i>CAM™ specification which defines the device capabilities. The settings are made in the device feature list of any Gen<i>CAM™ compliant software.


The Gen<i>Cam™ standard provides a generic programming interface for all kinds of cameras and, no matter what features they implement, the application programming interface (API) always remains the same.

Accessories




CAT6 Network cable
Shielded CAT6 patch cable, halogen-free, both ends with RJ45 connectors for Gigabit Ethernet

CAT6.x **Order Code**
cable length 3 / 5 / 10 m or length according to choice, max. 100m




Power supply unit PS243005
Input: 100-240 VAC, 0.8 A, 50/60 Hz
IEC 60320 C14 coupler (for IEC C13 power cord)
Output: +24V DC, 3.0 A
Cable length: 1 m, with XLR connector type NC6FFX

PS243005 **Order Code**
Power cord IEC 60320 C13, 1.5 m, 10 A, 250 V AC
PC150DE **Order Code**
DE = Europe / US = USA, Canada, Japan / UK = United Kingdom




External synchronization cable SK9024...
for line scan cameras with GigE / GigE Vision™ interface.
Shielded cable with Hirose plug HR10A, female 12-pin (camera side), and Phoenix 4-pin connector incl. terminal block.

SK9024.x **Order Code**
cable length 3 / 5 m
Other lengths on request



Power cable SK9014.xMF
for GigE Vision™ line scan cameras with 24 VDC supply voltage.
Shielded cable with Hirose plug HR10A, female 4-pin (camera side), and XLR connector type NC6MXX (power supply unit side).


SK9014.xMF **Order Code**
cable length 1.5 / 3 / 5 m



Adapter cable for sync signals CAB-ADSync-BNC-1
BNC/SMA (3x) to line scan camera synchronization cable SK9016/SK9024/SK9026.
Shielded cable, length 0.25 m

Connectors:
1x Phoenix 4-pin connector
3x SMA plug (Line Sync A, Line Sync B, Frame Sync)
3x adapter SMA socket (outside thread) to BNC-plug

CAB-ADSync-BNC-1 **Order Code**




Power cable SK9014.xF
for GigE Vision™ line scan cameras with 24 VDC supply voltage.
Shielded cable with Hirose plug HR10A, female 4-pin (camera side), and open-ended cable.

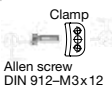
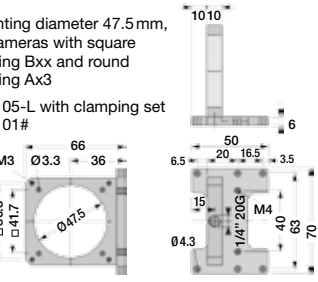
SK9014.xF **Order Code**
cable length 1.5 / 3 / 5 m

M2 Mounting Bracket SK5105-L
Mounting diameter 47.5 mm, for cameras with square housing Bxx and round housing Ax3

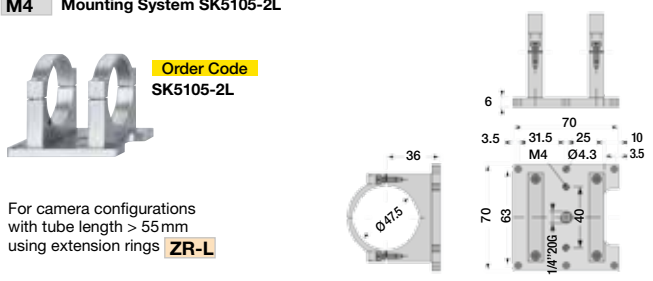
SK5105-L with clamping set SK5101#



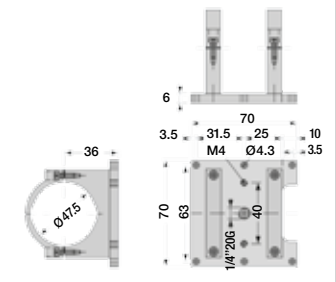
MC Clamping Set SK5101
Clamp SK5101 (set of 4 pcs.)
Allen screw DIN 912-M3x12

M4 Mounting System SK5105-2L




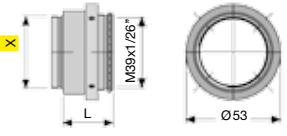
SK5105-2L



For camera configurations with tube length > 55 mm using extension rings **ZR-L**

FA1 Focus adapter FA22...

FA22-x **Order Code**
42 = M42 x 1
40 = M40 x 0.75
39 = M39 x 1/26"
32 = M32 x 0.75
C = C-Mount
length L: 22 ... 32 mm

ZR Extension rings L-Mount (M39x1/26" Leica) attachment threads M39x1/26" male/female

ZR 10 **Order Code**
10 = Length 10 mm
15 = Length 15 mm
20 = Length 20 mm
50 = Length 50 mm

