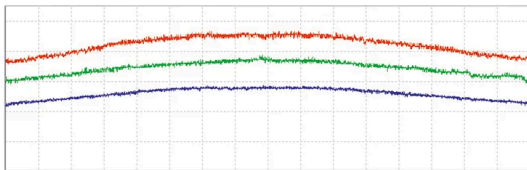


TRUE COLOR IMAGING TECHNOLOGIES

WHITE BALANCE

A scan of a white template over a defined distance is performed to produce a 2D image. The software calculates a reference curve to correct for variations in brightness. The resulting lookup table is stored in the flash memory of the camera.

More information can be found [here](#).



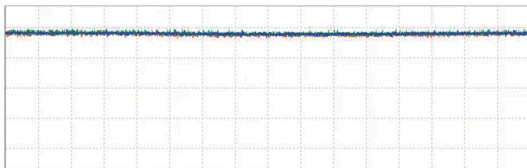
BEFORE WHITE BALANCE

RGB raw signal without white balance




BEFORE WHITE BALANCE

RGB area scan without white balance



AFTER WHITE BALANCE

Line signal with active white balance



AFTER WHITE BALANCE

Area scan with active white balance

COLOR CALIBRATION

For effective color reproduction by the entire scanner, a standardized color calibration is necessary using an IT8-target of a defined color palette. The IT8-target is imaged by the scanner and the software calculates an ICC-profile on the basis of defined reference values. Subsequent scans can use this profile to produce images with reliable color fidelity.



Zoomed section of the IT8-target, raw data



Zoomed section of the IT8-target with applied ICC-profile

This is a printout of the page <https://sukhamburg.com/support/technotes/linescancamera/basics/color.html> from 4/5/2026

CONTACT

For more information please contact:

Schäfter + Kirchhoff GmbH

Kieler Str. 212

22525 Hamburg

Germany

Tel: +49 40 85 39 97-0

Fax: +49 40 85 39 97-79

info@sukhamburg.com

www.sukhamburg.com

LEGAL NOTICE

Copyright 2020 Schäfter+Kirchhoff GmbH. All rights reserved.

Text, image, graphic, sound, video and animation files and their arrangement on Schäfter+Kirchhoff GmbH webpages are protected by copyright and other protective laws. The content may not be copied for commercial use or reproduced, modified or used on other websites. [\[more\]](#)